



**CSI TECHNOLOGY GROUP**

*Premier Software Solutions for eGovernment*

# **INFOSHARE EDISCOVERY** **PORTAL REGISTRATION** **GUIDE**

Cumberland County Prosecutor's Office



**CSI TECHNOLOGY GROUP**  
**330 MAC LANE, KEASBEY, N.J. 08832**  
**(732) 346-0200**

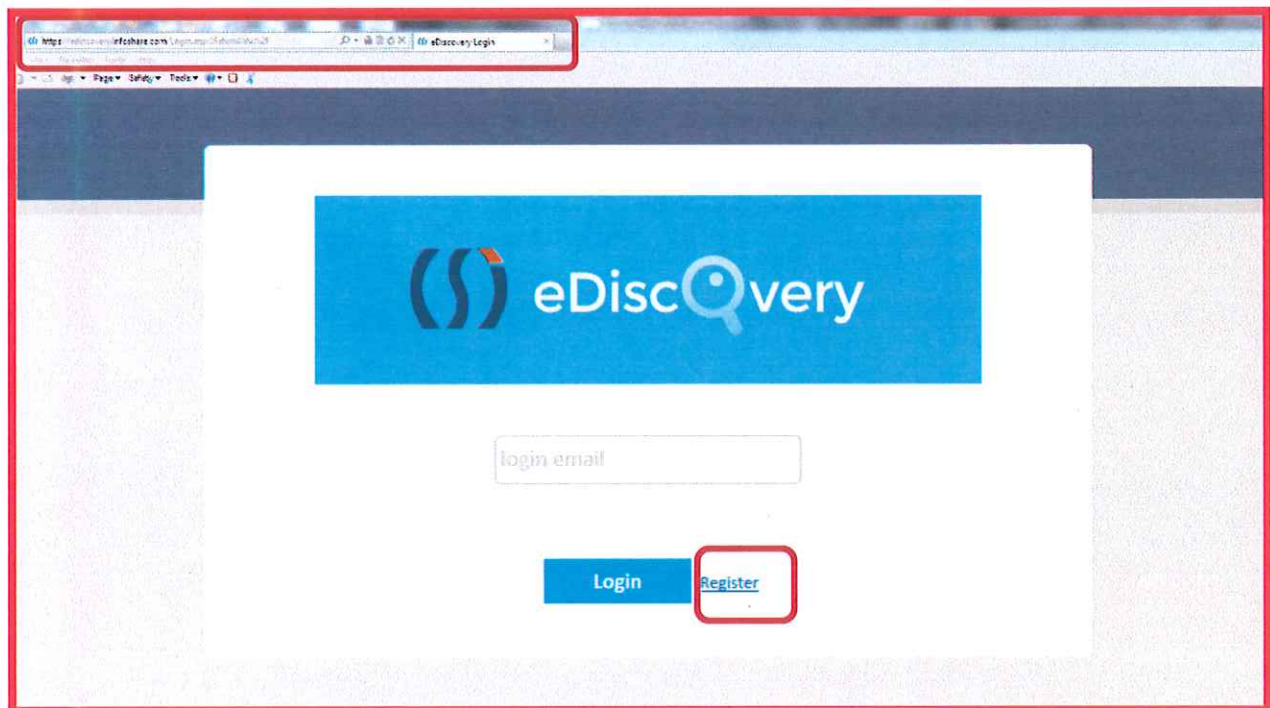
**[WWW.INFOSHARE.COM](http://WWW.INFOSHARE.COM)**

# InfoShare eDiscovery Portal Registration Guide

---

## 1. REGISTRATION

Open a browser window on your computer and insert the URL  
<http://edis.ccpo.co.cumberland.nj.us>.



The registration process begins by clicking the **Register** link on the homepage.

## InfoShare eDiscovery Portal Registration Guide

---

### **2. THE REGISTRATION PROCESS REQUIRES THE USER TO AGREE TO THE BELOW USER AGREEMENT.**

---

**(ALL USERS MUST READ AND AGREE TO THE FOLLOWING USER AGREEMENT IN ORDER TO COMPLY WITH THE REQUIREMENT OF INFORMATION SECURITY AWARENESS TRAINING BEFORE PROCEEDING FURTHER.)**

1. All authorized personnel who have access to criminal justice information (CJI) or manage CJI systems are required to receive biennial security awareness training.
  - a. The initial training shall be required prior to accessing any CJI on this site.
  - b. Documentation of security awareness training must be maintained by the agency sponsoring this site.
  - c. For further information refer to the Federal Bureau of Investigation (FBI) Criminal Justice Information System (CJIS) Security Policy Section 5.2: Policy Area 2: Security Awareness Training.
  
2. The FBI CJIS Security Policy provides the minimum level of security requirements determined acceptable for the transmission, processing, dissemination and storage of Criminal Justice Information (CJI).
  - a. CJI is the abstract term used to refer to all of the FBI CJIS provided data necessary for law enforcement agencies to perform their mission and enforce the laws, including, but not limited to: biometric, identity, biographic, property, and case/incident history data.
  - b. The intent of the CJIS Security Policy is to ensure the protection of the above CJI until such time as the information is either released to the public, for example, crime report data, or is purged or destroyed in accordance with applicable statutes.
  
3. CJI must be properly handled throughout its life cycle whether at rest or in transit. CJI may only be disseminated to authorized recipients. CJI must be marked or identified as such and viewed only by those persons authorized to do so.
  - a. CJI must be shielded from the intentional or unintentional view of non-authorized personnel.
  - b. Improper access, dissemination, handling, or use of CJI is serious and may result in administrative sanctions including, but not limited to, termination of services, civil penalties, and state or federal criminal penalties.

## InfoShare eDiscovery Portal Registration Guide

---

4. Access to and use of Criminal History Record Information (CHRI), commonly known as "Rap Sheets" is for authorized purposes only, including investigation, arrest, or criminal justice employment. It is not to be used for licensing purposes.
  - a. Dissemination is authorized if the other agency or party is an authorized recipient.
  - b. All CHRI must be afforded maximum security. It is intended for use by authorized criminal justice agencies for criminal justice purposes.
  - c. New Jersey Computerized Criminal History (NJCCCH) can only be accessed for a criminal justice purpose: investigation, arrest, criminal justice employment. It is not to be used for firearms permit investigations.
  - d. Interstate Identification Index (III) can only be accessed for a criminal justice purpose: investigation, arrest, criminal justice employment, and firearms permit investigations.
  
5. Utilizing publicly accessible computers to access, process, store or transmit CJI is prohibited. Publicly accessible computers include but are not limited to: hotel business center computers, convention center computers, public library computers, public kiosk computers, etc.
  - a. For further information refer to the FBI CJIS Security Policy Section 5.5: Policy Area 5: Access Control.
  
6. According to the Office of New Jersey Info Security, no personal devices are permitted to attach to any New Jersey network. This does not include access to this site for the purpose of the authorized down loading of discovery materials.
  - a. Users must be aware of the potential risk of opening E-mail attachments from unknown sources, (virus, malicious code, computer security incident).
  - b. Users must be aware of the potential risk of social engineering: The act of manipulating people to perform actions or divulging confidential information. Prior to releasing any CJI, the identity of the requestor and their right to receive the information must be verified.

I agree to abide by the above User Agreement when accessing and handling CJI through this site.

I agree to the above Terms of Use policy

[Click to Proceed with Registration](#)

This user agreement is designed to ensure that the user understands the significance of the confidentiality of some of the records posted on the site. The language closely tracks the New Jersey State Police Criminal Justice Information Systems basic user agreement for access to the NCIC client-based Criminal History Record System.

## InfoShare eDiscovery Portal Registration Guide

Users of the eDiscovery Portal must agree to the terms of the user agreement before proceeding with the registration. Checking the box will cause the blue “**Click to Proceed with Registration**” button to become active. The user should click the button.

I agree to abide by the above User Agreement when accessing and handling CJI through this site.

I agree to the above Terms of Use policy

[Click to Proceed with Registration](#)

### 3. PERSONAL/BUSINESS INFORMATION

Portal registration calls for the user to supply a couple different kinds of information. Basic personal information is added first.

**Personal Information**

* Login Email	<input type="text"/>
* Password	<input type="password"/>
* Confirm password	<input type="password"/>
* First Name	<input type="text"/>
* Last Name	<input type="text"/>
Middle Name	<input type="text"/>
Suffix Name	<input type="text"/> <input type="button" value="v"/>
Occupation/Title	<input type="text"/>
* Law Firm Name	<input type="text"/>
* Attorney Identification Number	<input type="text"/>

- a. **We recommend you use your office email. This will be your username.**
- b. Passwords should be letters and numbers only. The password re-set policy is at the discretion of the county system administrator.
- c. Your firm name and bar number are required.

## 4. CONTACT INFORMATION IS NECESSARY FOR CONFIRMATION OF REGISTRATION AND FOR DUAL AUTHENTICATION<sup>i</sup>.

**Contact Information**

Street Name

Apt./Bldg./Suite

City

State

Postal Code

\* Receive Confirmation Code By

\* Confirmation Code

Please click the Request Confirmation Code button to receive the confirmation code.

Office Phone

Fax Number

Comments or Additional Information

It is recommended that initially the user chooses email as the method of receiving the confirmation code.

# InfoShare eDiscovery Portal Registration Guide

<sup>i</sup> Dual Authentication is an industry standard security requirement that may be initiated in the future to add an extra layer of security to the site. It is not currently in use.

## 5. SET UP YOUR SECURITY QUESTIONS

Security Questions

\* Question 1

\* Answer 1

\* Question 2




\* Answer 2


Users should choose the security question that it is easiest for them to remember the answer to.

## 6. CHOOSE AN ANTI-SPOOFING ICON, AND VERIFY THAT YOU ARE NOT A ROBOT

Verify Your Registration

Security Images:

Verification Code:   [Get a new code](#)

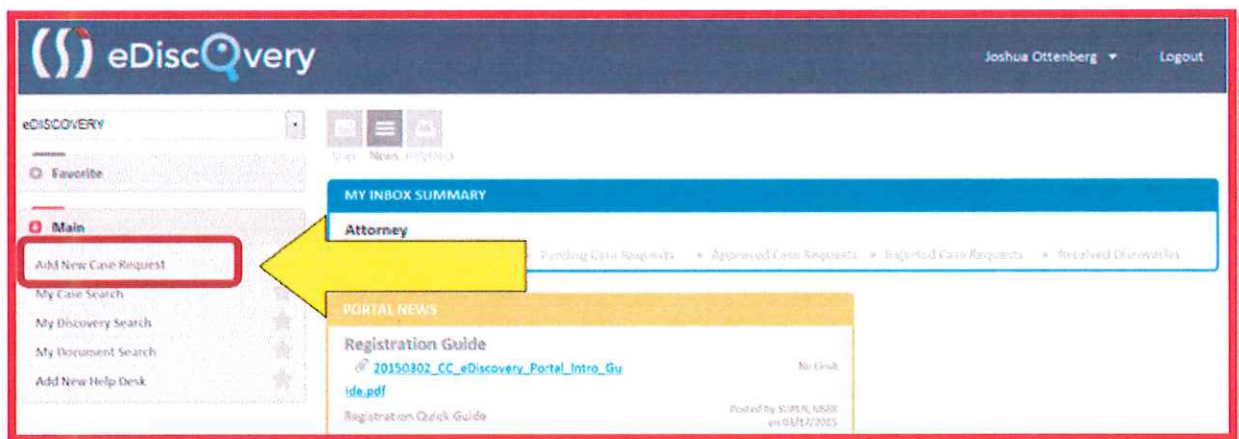
## 7. TO COMPLETE THE PROCESS, CLICK THE GREEN "SIGN UP" BUTTON.

# InfoShare eDiscovery Portal Registration Guide

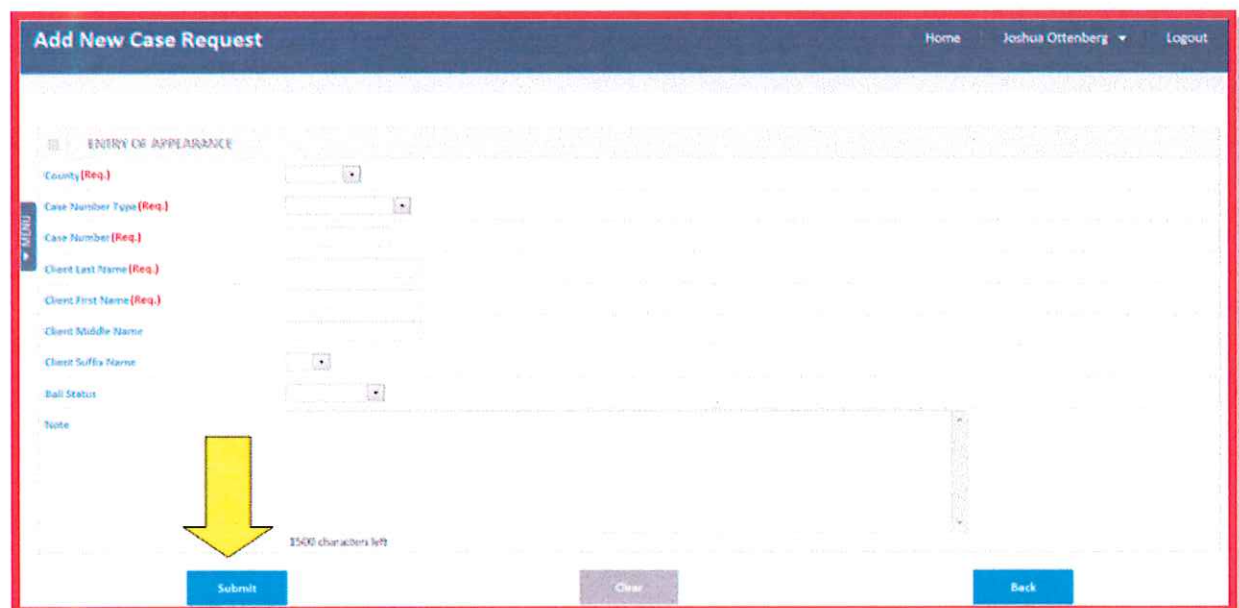
## 8. THE USER WILL RECEIVE A CONFIRMATION EMAIL THAT THEIR REGISTRATION WAS SUCCESSFUL.

## 9. REQUESTING ACCESS TO A NEW CASE

Once an attorney is a registered user of the Portal, they can request access to new cases through the portal. The user starts by signing on to the portal, and clicking on “Add New Case Request” from the home page.



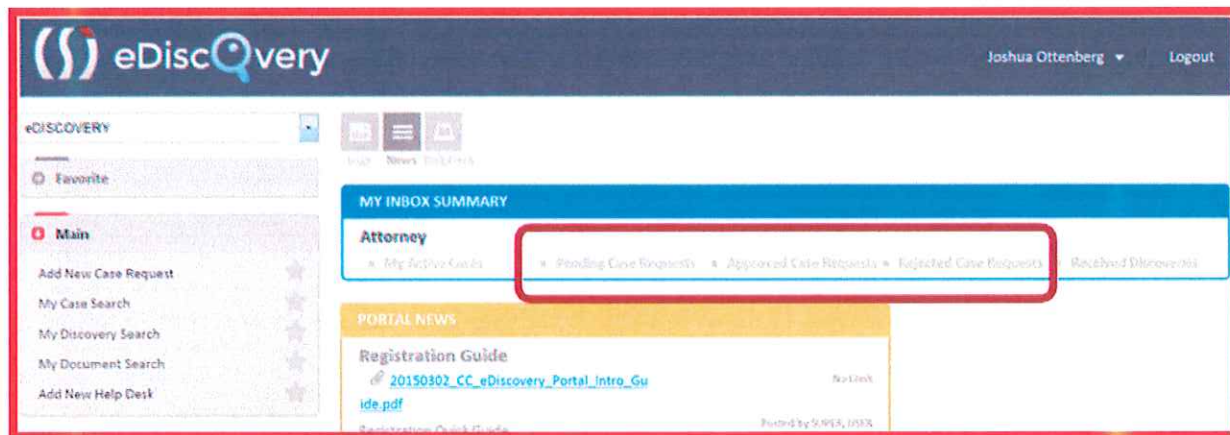
The user then adds as much accurate information as they have about the new case.



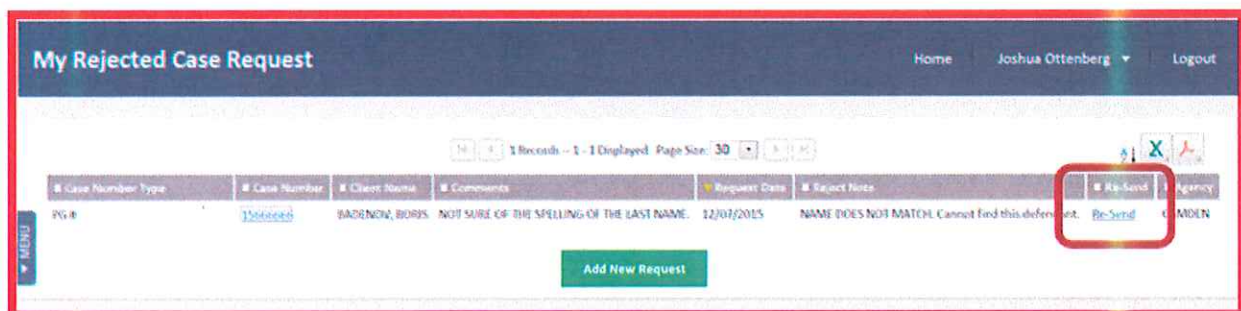


# InfoShare eDiscovery Portal Registration Guide

When the user clicks the Submit button, the request will be sent off to an inbox and at the Prosecutor's Office for review. A user can view the status of their request by looking in the inboxes on their homepage.



When a request is rejected because there is not enough information to match the attorney to the case, the rejected case inbox has a “Re-Send” link that allows the user to add more detail.



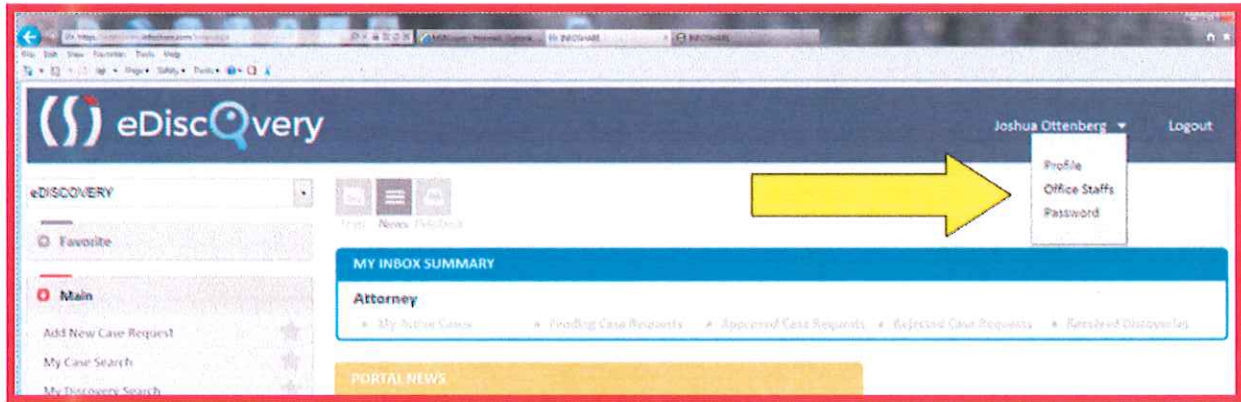
Once a request has been accepted, the available discovery package will be added to the user's “My Active Cases” list.



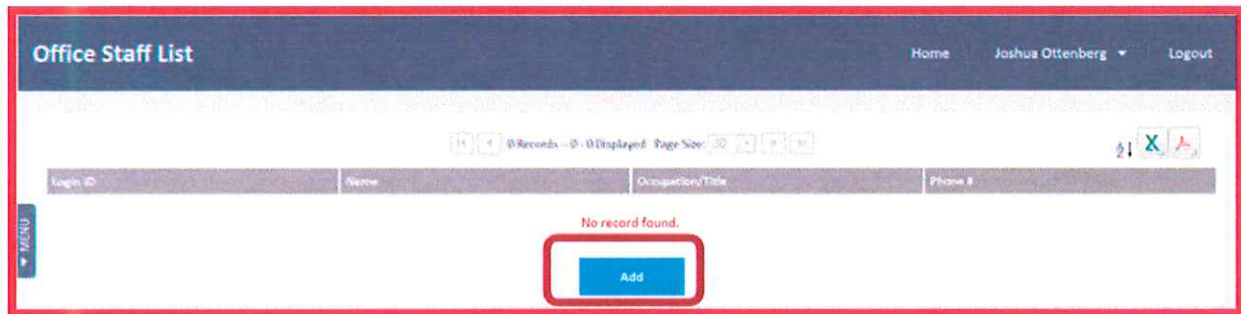
# InfoShare eDiscovery Portal Registration Guide

## **10. REGISTERING RELATED CLERICAL SUPPORT STAFF.**

Attorneys are able to register their clerical support under their own registration. This is done by clicking on their name on the home page, and then the Office Staff's link under it.



This will open a page showing the staff that has already been added and allowing the addition of new staff.



To add new staff, simply click the add button and add the relevant details.

## InfoShare eDiscovery Portal Registration Guide

---

**Add Office Staff**

Personal Information

Login Email (Req.)  Please input the right login email format.

Password (Req.)

Confirm Password (Req.)

First Name (Req.)  Last Name (Req.)

Middle Name  Suffix

Occupation/Title

Contact Information

Street Name

Apt/Bldg/Suite :

State  City

By creating a user name and password for a member of their support staff, a registered attorney accepts responsibility for the support staff's conduct on the site. The support staff's registration is associated with the Attorney Id number of the registered attorney.

Thank you for your attention to this matter. If you have additional questions, please contact:

**Kim Bradway, Clerk Typist** at (856) 453-0486, ext. 11167,

**Det. Frank Sabella** at (856) 453-0486 ext. 11157, or

**Lt. Jasmin Calderon** at (856)453-0486, ext. 11108.